

منتدى دبي العالمي
لإدارة المشاريع

DUBAI INTERNATIONAL
PROJECT MANAGEMENT FORUM

6th EDITION الدورة السادسة

7 - 10 ديسمبر 2019 • مدينة جميرا • دبي

7 - 10 December 2019 • MADINAT JUMEIRAH • DUBAI



PARALLEL SESSION STREAM

Real-world use cases for AI in Projects

Lance Olson
Applied AI – Dir of PM
Microsoft

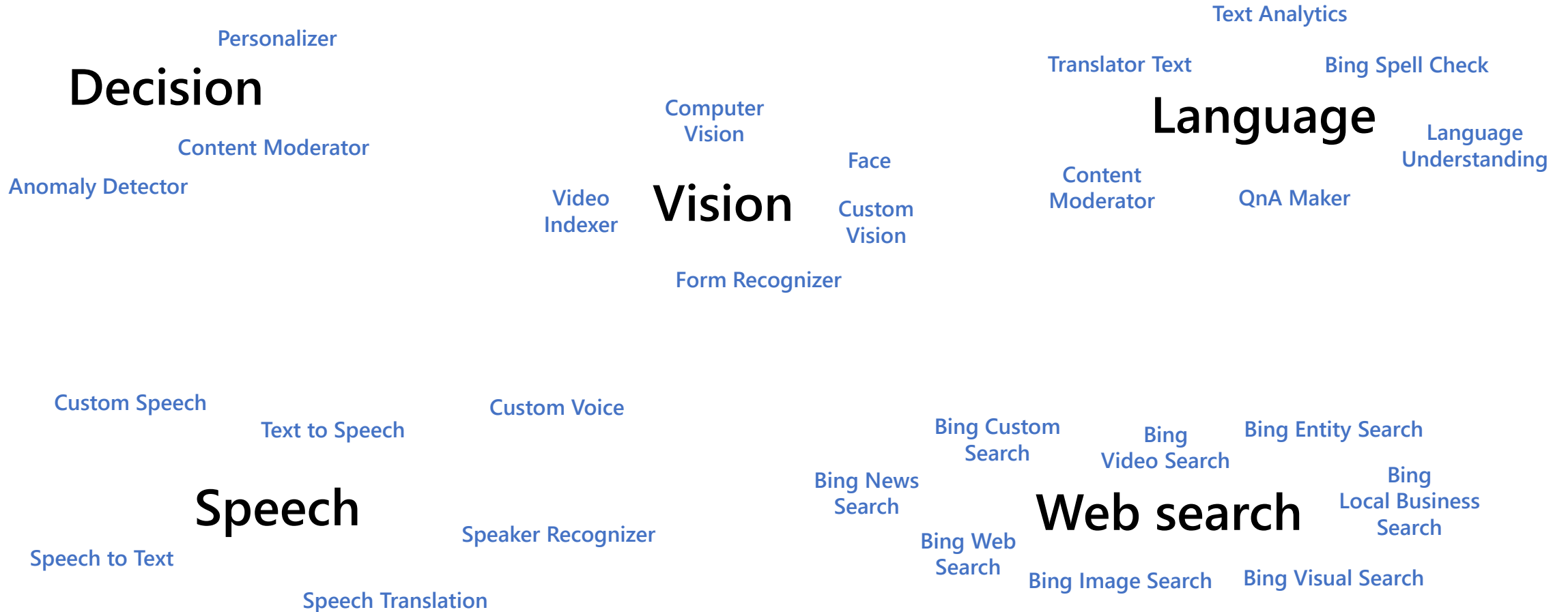
CULTURAL DIVERSITY

www.dipmf.ae

Real-world use cases in AI and the impact on projects

In this session we'll look at the impact of several recent developments in the areas of vision, language understanding, and reinforcement learning on our ability to more effectively carry out projects. We'll do this by diving into real-world use cases where these breakthroughs are being applied to improve projects through better communication and collaboration, information processing, and decision making.

Azure Cognitive Services





Communication

Field technicians are safer and more efficient with Azure AI



Impact

- Increased field productivity by 15-25%
- Decreased drive time between sites by 10%
- Improved customer satisfaction 20%
- 550+ pictures per second



Azure Bot Service



Azure Machine Learning



Azure Search

Demo: Custom Neural TTS

Actual Voice Recording



Neural Synthetic Voice



Use of computer vision for alt text



Alt Text

How would you describe this object and its context to someone who is blind?

(1-2 sentences recommended)

A large passenger jet flying through a cloudy blue sky

Description automatically generated

Hi Lance, here are some things you may want to consider.

Tasks you may have missed

You mentioned this to Lynne Thomson:

"I'll ask Sarah to grab some time for us to catch up." [Open email](#)

Done

+ To Do

You mentioned this to Sarah Stelling:

"I'll let you know once I hear back from them to schedule it." [Open email](#)

Done

+ To Do

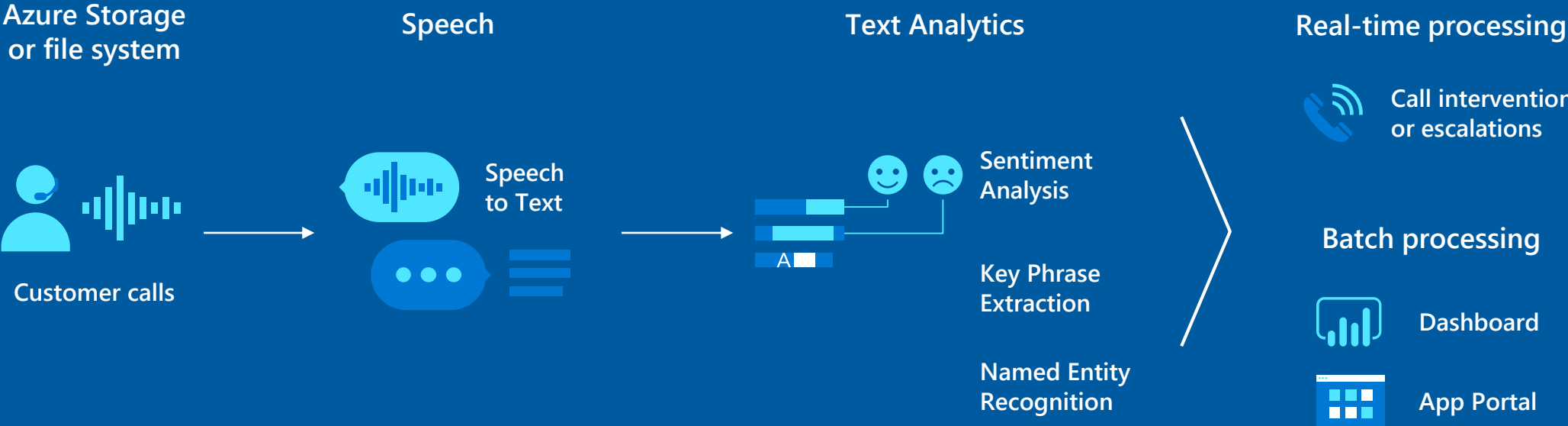
You mentioned this to Andy Hickl and Pablo Castro:

"I'll bring printed copies of the final doc." [Open email](#)

Done

+ To Do


Intelligent customer support





Domain Awareness

Note on hospital report: “She has not noticed any rashes, and has been afebrile. She says that she feels like it is swollen down in her esophagus as well. In the ED she was given 25mg benadryl IV, 125 mg solumedrol IV and pepcid 20 mg IV”



- CONDITION_QUALIFIER
- DIAGNOSIS
- DOSAGE
- GENDER
- MEDICATION_NAME
- ROUTE_OR_MODE
- SYMPTOM_OR_SIGN
- TIME

or nausea SYMPTOM_OR_SIGN C0027497 . She has not noticed any rashes SYMPTOM_OR_SIGN C0015230 , and has been afebrile SYMPTOM_OR_SIGN C0277797 . She says that she feels like it is swollen down in SYMPTOM_OR_SIGN her esophagus BODY_STRUCTURE C0014876 as well . In the ED she was given 25mg DOSAGE benadryl MEDICATION_NAME C0700899 IV ROUTE_OR_MODE , 125 mg DOSAGE solumedrol MEDICATION_NAME C0701466 IV ROUTE_OR_MODE and pepcid MEDICATION_NAME C0678119 20 mg DOSAGE IV ROUTE_OR_MODE



Knowledge



Understanding the latent value in all content

Knowledge Mining Pattern




Knowledge Mining Pattern

Ingest

Enrich



Your data source



Language Detection

Face detection

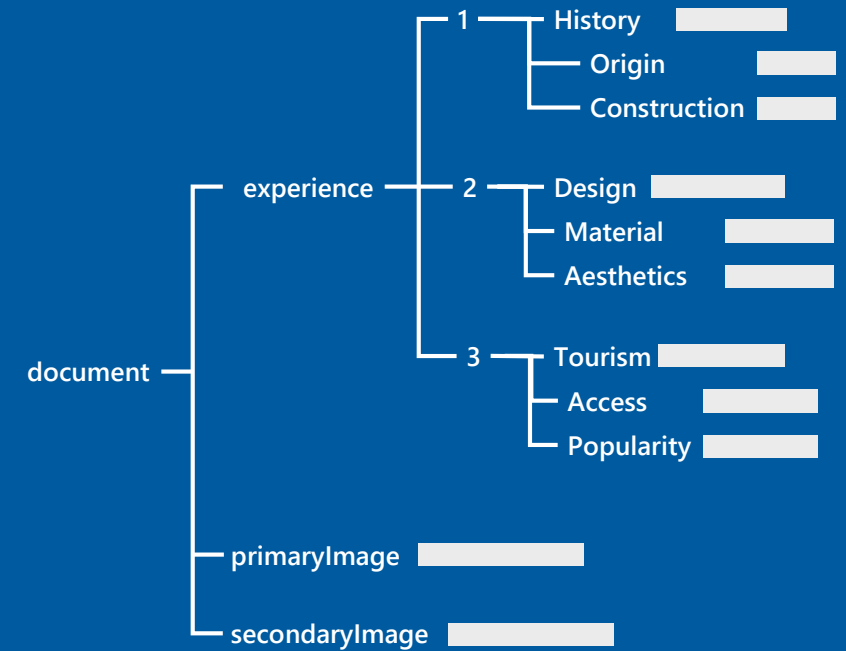
Organization entity extraction

Location entity extraction

Key phrase extraction

AML models

Translation

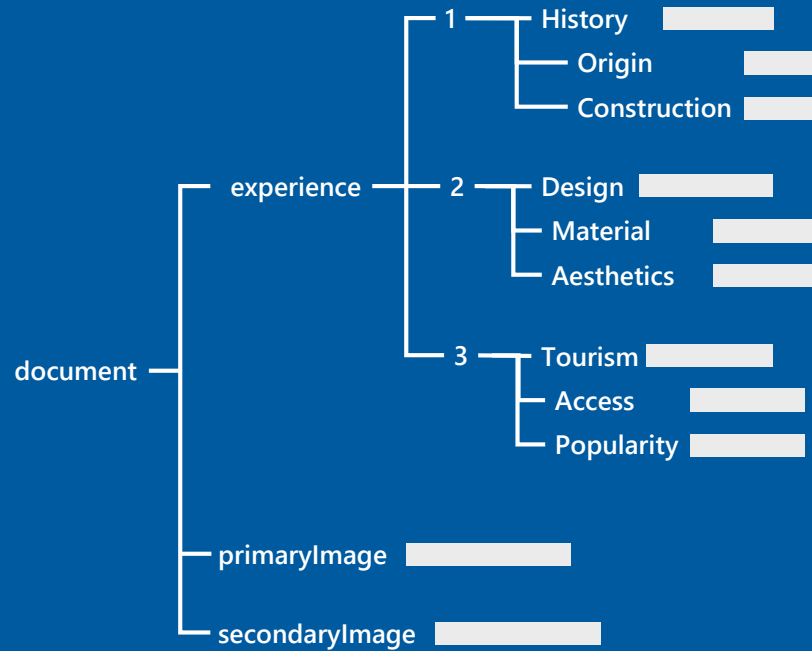


Knowledge Mining Pattern

Ingest



Enrich



Explore



Background on Eiffel Tower





Auditing and compliance

Ingest



Images



PDFs

Azure Blob Storage

Enrich

Cognitive skills



Key phrase extraction



Language detection

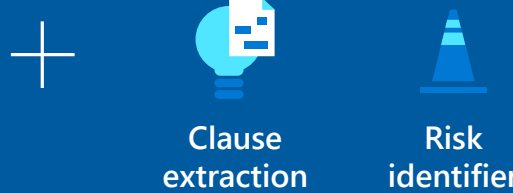


Named entity extraction



Automatic translation

Custom skills



Clause extraction

Risk identifier


+

Azure Cognitive Search

Explore



Search Index



Azure Web App

Chevron

Company Name: **Chevron**
 Industry: **Oil & Gas**
 Market Cap: **\$145.2B**
 Revenue: **\$145.2B**

Category	Value	Change
Operating Profit	\$34.5B	+12%
Net Income	\$24.8B	+10%
EPS	\$4.50	+10%
Dividend	\$3.00	+5%
Payout Ratio	67%	-
Free Cash Flow	\$28.1B	+15%
Debt to Equity	0.15	-
Current Ratio	1.2	-
ROIC	16%	+2%
Operating Margin	24%	+1%
Net Margin	17%	+1%
EBITDA	\$42.3B	+11%
Capex	\$12.5B	+8%
Opex	\$10.5B	+7%
SG&A	\$1.5B	+5%
R&D	\$0.5B	+3%
Interest Expense	\$1.2B	+4%
Income Tax	\$2.5B	+6%
Minority Interest	\$0.1B	-
Other	\$0.2B	-

Key Metrics: **Operating Profit**, **Net Income**, **EPS**, **Dividend**, **Payout Ratio**, **Free Cash Flow**, **Debt to Equity**, **Current Ratio**, **ROIC**, **Operating Margin**, **Net Margin**, **EBITDA**, **Capex**, **Opex**, **SG&A**, **R&D**, **Interest Expense**, **Income Tax**, **Minority Interest**, **Other**

Chevron

Company Name: **Chevron**
 Industry: **Oil & Gas**
 Market Cap: **\$145.2B**
 Revenue: **\$145.2B**

Category	Value	Change
Operating Profit	\$34.5B	+12%
Net Income	\$24.8B	+10%
EPS	\$4.50	+10%
Dividend	\$3.00	+5%
Payout Ratio	67%	-
Free Cash Flow	\$28.1B	+15%
Debt to Equity	0.15	-
Current Ratio	1.2	-
ROIC	16%	+2%
Operating Margin	24%	+1%
Net Margin	17%	+1%
EBITDA	\$42.3B	+11%
Capex	\$12.5B	+8%
Opex	\$10.5B	+7%
SG&A	\$1.5B	+5%
R&D	\$0.5B	+3%
Interest Expense	\$1.2B	+4%
Income Tax	\$2.5B	+6%
Minority Interest	\$0.1B	-
Other	\$0.2B	-

Key Metrics: **Operating Profit**, **Net Income**, **EPS**, **Dividend**, **Payout Ratio**, **Free Cash Flow**, **Debt to Equity**, **Current Ratio**, **ROIC**, **Operating Margin**, **Net Margin**, **EBITDA**, **Capex**, **Opex**, **SG&A**, **R&D**, **Interest Expense**, **Income Tax**, **Minority Interest**, **Other**

Chevron

Company Name: **Chevron**
 Industry: **Oil & Gas**
 Market Cap: **\$145.2B**
 Revenue: **\$145.2B**

Category	Value	Change
Operating Profit	\$34.5B	+12%
Net Income	\$24.8B	+10%
EPS	\$4.50	+10%
Dividend	\$3.00	+5%
Payout Ratio	67%	-
Free Cash Flow	\$28.1B	+15%
Debt to Equity	0.15	-
Current Ratio	1.2	-
ROIC	16%	+2%
Operating Margin	24%	+1%
Net Margin	17%	+1%
EBITDA	\$42.3B	+11%
Capex	\$12.5B	+8%
Opex	\$10.5B	+7%
SG&A	\$1.5B	+5%
R&D	\$0.5B	+3%
Interest Expense	\$1.2B	+4%
Income Tax	\$2.5B	+6%
Minority Interest	\$0.1B	-
Other	\$0.2B	-

Key Metrics: **Operating Profit**, **Net Income**, **EPS**, **Dividend**, **Payout Ratio**, **Free Cash Flow**, **Debt to Equity**, **Current Ratio**, **ROIC**, **Operating Margin**, **Net Margin**, **EBITDA**, **Capex**, **Opex**, **SG&A**, **R&D**, **Interest Expense**, **Income Tax**, **Minority Interest**, **Other**

Chevron

Company Name: **Chevron**
 Industry: **Oil & Gas**
 Market Cap: **\$145.2B**
 Revenue: **\$145.2B**

Category	Value	Change
Operating Profit	\$34.5B	+12%
Net Income	\$24.8B	+10%
EPS	\$4.50	+10%
Dividend	\$3.00	+5%
Payout Ratio	67%	-
Free Cash Flow	\$28.1B	+15%
Debt to Equity	0.15	-
Current Ratio	1.2	-
ROIC	16%	+2%
Operating Margin	24%	+1%
Net Margin	17%	+1%
EBITDA	\$42.3B	+11%
Capex	\$12.5B	+8%
Opex	\$10.5B	+7%
SG&A	\$1.5B	+5%
R&D	\$0.5B	+3%
Interest Expense	\$1.2B	+4%
Income Tax	\$2.5B	+6%
Minority Interest	\$0.1B	-
Other	\$0.2B	-

Key Metrics: **Operating Profit**, **Net Income**, **EPS**, **Dividend**, **Payout Ratio**, **Free Cash Flow**, **Debt to Equity**, **Current Ratio**, **ROIC**, **Operating Margin**, **Net Margin**, **EBITDA**, **Capex**, **Opex**, **SG&A**, **R&D**, **Interest Expense**, **Income Tax**, **Minority Interest**, **Other**

Chevron

Company Name: **Chevron**
 Industry: **Oil & Gas**
 Market Cap: **\$145.2B**
 Revenue: **\$145.2B**

Category	Value	Change
Operating Profit	\$34.5B	+12%
Net Income	\$24.8B	+10%
EPS	\$4.50	+10%
Dividend	\$3.00	+5%
Payout Ratio	67%	-
Free Cash Flow	\$28.1B	+15%
Debt to Equity	0.15	-
Current Ratio	1.2	-
ROIC	16%	+2%
Operating Margin	24%	+1%
Net Margin	17%	+1%
EBITDA	\$42.3B	+11%
Capex	\$12.5B	+8%
Opex	\$10.5B	+7%
SG&A	\$1.5B	+5%
R&D	\$0.5B	+3%
Interest Expense	\$1.2B	+4%
Income Tax	\$2.5B	+6%
Minority Interest	\$0.1B	-
Other	\$0.2B	-


Key Metrics: **Operating Profit**, **Net Income**, **EPS**, **Dividend**, **Payout Ratio**, **Free Cash Flow**, **Debt to Equity**, **Current Ratio**, **ROIC**, **Operating Margin**, **Net Margin**, **EBITDA**, **Capex**, **Opex**, **SG&A**, **R&D**, **Interest Expense**, **Income Tax**, **Minority Interest**, **Other**

Digital asset management

Ingest



Magazine metadata




Magazine images

Digital asset management

Ingest



Magazine metadata



Magazine images

Azure Blob Storage

Enrich



Geo-point extractor



Biography enricher



Image tagging



Custom object detector




Similar image tagger



Search Index

Azure Cognitive Search

Explore



Azure Web App

Knowledge mining scenarios



Auditing and compliance



Digital asset management



Technical content review



Business process automation



Customer feedback analytics



Catalog search





Decisions

Demos

Personalization

Anomaly Detection

Real-world use cases in AI and the impact on projects

In this session we'll look at the impact of several recent developments in the areas of vision, language understanding, and reinforcement learning on our ability to more effectively carry out projects. We'll do this by diving into real-world use cases where these breakthroughs are being applied to improve projects through better communication and collaboration, information processing, and decision making.

منتدى دبي العالمي
لإدارة المشاريع

DUBAI INTERNATIONAL
PROJECT MANAGEMENT FORUM

6th EDITION الدورة السادسة

7 - 10 ديسمبر 2019 • مدينة جميرا • دبي

7 - 10 December 2019 • MADINAT JUMEIRAH • DUBAI



PARALLEL SESSION STREAM

Real-world use cases for AI in Projects

Lance Olson
Applied AI – Dir of PM
Microsoft

CULTURAL DIVERSITY

www.dipmf.ae